






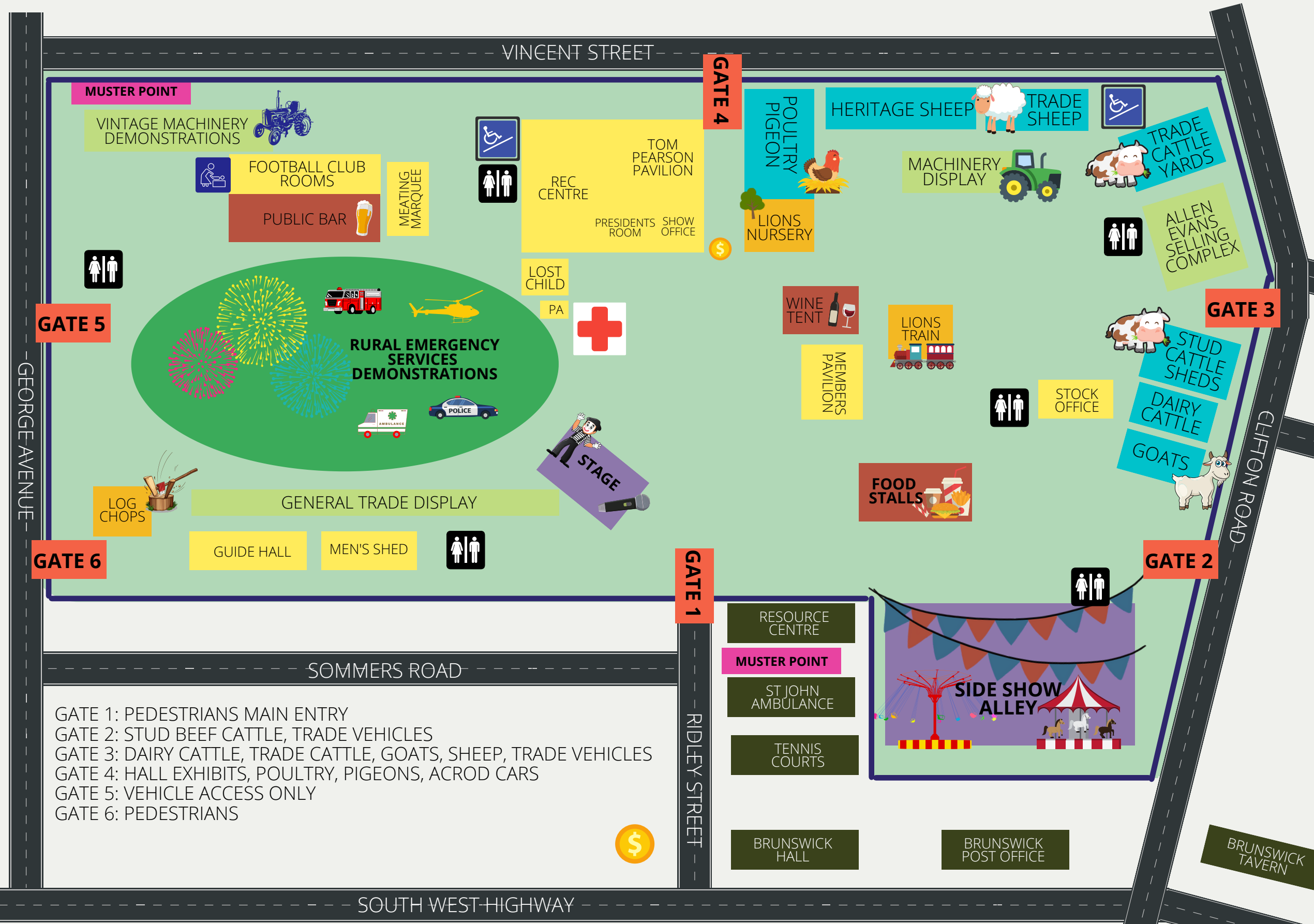




# BRUNSWICK SHOW OFFICIAL MAP

-  FIRST AID
-  TOILETS
-  MUSTER POINTS
-  ENTRY/EXIT GATES
-  ATM
-  RAMP
-  PARENTS ROOM



GATE 1: PEDESTRIANS MAIN ENTRY  
 GATE 2: STUD BEEF CATTLE, TRADE VEHICLES  
 GATE 3: DAIRY CATTLE, TRADE CATTLE, GOATS, SHEEP, TRADE VEHICLES  
 GATE 4: HALL EXHIBITS, POULTRY, PIGEONS, ACROD CARS  
 GATE 5: VEHICLE ACCESS ONLY  
 GATE 6: PEDESTRIANS

